

COMISSARIO DESPORTIVO
DOC N° _____
FL: _____ / _____

5a ETAPA PAULISTA DE AUTOMOBILISMO 2025

SUPER FORMULA

Autódromo de Interlagos 4,309 km

1o TREINO

24/07/2025 07:30

Practice started at 7:36:14

Lap	S1	S2	S3	Lap Tm	Diff	Time of Day	Lap	S1	S2	S3	Lap Tm	Diff	Time of Day
(110) FLAVIO SAMPAIO													
1		47.378	24.886	6:22.022	+4:47.354	7:50:52.993	2	38.695	36.654	24.474	1:39.823	+3.366	7:41:57.700
2	39.838	39.649	23.608	1:43.095	+8.427	7:52:36.088	p3	37.864	36.245		1:57.306	+20.849	7:43:55.006
3	37.899	37.475	23.221	1:38.595	+3.927	7:54:14.683	4		37.452	23.890	7:25.745	+5:49.288	7:51:20.751
4	37.169	37.288	23.037	1:37.494	+2.826	7:55:52.177	5	37.875	35.843	23.745	1:37.463	+1.006	7:52:58.214
5	37.253	37.207	22.804	1:37.264	+2.596	7:57:29.441	6	37.478	36.106	23.689	1:37.273	+0.816	7:54:35.487
6	37.648	36.774	22.875	1:37.297	+2.629	7:59:06.738	7	37.181	38.068	23.824	1:39.073	+2.616	7:56:14.560
p7	36.644	36.288		1:53.784	+19.116	8:01:00.522	8	37.243	36.247	23.815	1:37.305	+0.848	7:57:51.865
8		37.159	23.173	6:04.065	+4:29.397	8:07:04.587	9	37.172	36.017	23.624	1:36.813	+0.356	7:59:28.678
9	37.174	36.076	22.594	1:35.844	+1.176	8:08:40.431	p10	37.324	36.086		1:52.868	+16.411	8:01:21.546
10	36.372	35.596	22.700	1:34.668		8:10:15.099	11		36.668	25.136	5:46.368	+4:09.911	8:07:07.914
11	36.263	35.894	22.699	1:34.856	+0.188	8:11:49.955	12	40.469	37.206	23.906	1:41.581	+5.124	8:08:49.495
12	36.525	36.185	22.547	1:35.257	+0.589	8:13:25.212	13	37.516	36.120	23.736	1:37.372	+0.915	8:10:26.867
13	36.112	35.941	22.735	1:34.788	+0.120	8:15:00.000	14	37.136	36.027	23.647	1:36.810	+0.353	8:12:03.677
14	36.803	35.829	22.468	1:35.100	+0.432	8:16:35.100	15	38.900	36.488	23.744	1:39.132	+2.675	8:13:42.809
p15	36.244	36.368		1:44.290	+9.622	8:18:19.390	16	37.157	35.979	23.651	1:36.787	+0.330	8:15:19.596
							17	36.939	35.852	23.666	1:36.457		8:16:56.053
							p18	37.322	40.962		2:04.583	+28.126	8:19:00.636
(4) OTAVIO FRAIGE													
1	40.632	38.324	23.809	1:42.765	+7.648	8:09:33.401	1	40.311	38.000	24.344	1:42.655	+6.144	7:39:25.993
2	38.031	36.068	23.375	1:37.474	+2.357	8:11:10.875	2	38.644	37.209	23.995	1:39.848	+3.337	7:41:05.841
3	37.509	35.213	23.262	1:35.984	+0.867	8:12:46.859	3	38.625	37.522	23.825	1:39.972	+3.461	7:42:45.813
4	36.901	35.117	23.099	1:35.117		8:14:21.976	p4	37.960	41.700		2:00.747	+24.236	7:44:46.560
p5	36.709	36.856		1:49.938	+14.821	8:16:11.914	5		36.870	23.883	6:17.713	+4:41.202	7:51:04.273
(188) P. LIMA													
1	40.346	38.588	24.436	1:43.370	+7.457	7:39:39.288	6	37.367	36.402	23.777	1:37.546	+1.035	7:52:41.819
2	42.117	37.274	23.828	1:43.219	+7.306	7:41:22.507	p7	37.149	42.731		1:59.221	+22.710	7:54:41.040
3	37.932	36.761	23.712	1:38.405	+2.492	7:43:00.912	8		36.586	23.833	12:13.129	+10:36.618	8:06:54.169
p4	42.789	40.493		2:09.736	+33.823	7:45:10.648	9	37.746	36.915	23.822	1:38.483	+1.972	8:08:32.652
5		37.668	23.870	5:36.569	+4:00.656	7:50:47.217	10	37.461	35.998	23.685	1:37.144	+0.633	8:10:09.796
6	41.512	38.300	23.651	1:43.463	+7.550	7:52:30.680	11	37.129	35.981	23.601	1:36.711	+0.200	8:11:46.507
7	37.494	36.229	23.457	1:37.180	+1.267	7:54:07.860	12	37.097	35.843	23.571	1:36.511		8:13:23.018
8	37.072	36.126	23.704	1:36.902	+0.989	7:55:44.762	13	36.970	35.978	23.635	1:36.583	+0.072	8:14:59.601
9	37.316	38.837	23.816	1:39.969	+4.056	7:57:24.731	14	39.912	39.001	23.877	1:42.790	+6.279	8:16:42.391
10	37.008	35.964	23.498	1:36.470	+0.557	7:59:01.201	p15	42.834	43.324		2:09.294	+32.783	8:18:51.685
p11	37.318	36.431		1:54.210	+18.297	8:00:55.411							
12		36.431	23.600	6:08.419	+4:32.506	8:07:03.830							
13	37.177	35.939	23.663	1:36.779	+0.866	8:08:40.609							
14	37.215	35.821	23.541	1:36.577	+0.664	8:10:17.186							
15	36.944	35.777	23.517	1:36.238	+0.325	8:11:53.424							
16	36.846	35.725	23.487	1:36.058	+0.145	8:13:29.482							
17	36.860	35.558	23.495	1:35.913		8:15:05.395							
18	36.770	35.924	23.465	1:36.159	+0.246	8:16:41.554							
p19	45.038	43.870		2:14.108	+38.195	8:18:55.662							
(12) ETHAN NOBELS													
1	39.620	38.094	24.336	1:42.050	+5.949	7:39:21.926	1	39.489	37.694	24.238	1:41.421	+4.884	7:39:53.865
2	38.775	37.246	23.986	1:40.007	+3.906	7:41:01.933	2	38.545	37.002	24.049	1:39.596	+3.059	7:41:33.461
3	38.217	36.890	23.878	1:38.985	+2.884	7:42:40.918	p3	37.802	36.751		1:55.131	+18.594	7:43:28.592
p4	38.002	45.727		2:04.301	+28.200	7:44:45.219	4		36.966	24.020	7:09.349	+5:32.812	7:50:37.941
5		37.245	24.015	8:49.134	+7:13.033	7:53:34.353	5	38.567	36.402	23.932	1:38.901	+2.364	7:52:16.842
6	38.273	36.738	23.821	1:38.832	+2.731	7:55:13.185	6	37.718	36.237	23.815	1:37.770	+1.233	7:53:54.612
7	37.767	36.614	23.828	1:38.209	+2.108	7:56:51.394	7	37.560	36.166	23.719	1:37.445	+0.908	7:55:32.057
p8	37.753	37.020		1:47.267	+11.166	7:58:38.661	8	37.413	36.101	23.770	1:37.284	+0.747	7:57:09.341
9		38.297	24.067	8:24.803	+6:48.702	8:07:03.464	9	37.242	36.101	23.827	1:37.170	+0.633	7:58:46.511
10	38.979	37.213	28.149	1:44.341	+8.240	8:08:47.805	p10	37.115	36.235		1:58.302	+21.765	8:00:44.813
11	38.043	36.406	23.716	1:38.165	+2.064	8:10:25.970	11		37.028	25.384	6:23.892	+4:47.355	8:07:08.705
12	37.332	36.016	23.624	1:36.972	+0.871	8:12:02.942	12	37.158	35.921	23.789	1:36.868	+0.331	8:08:45.573
13	37.117	35.825	23.629	1:36.571	+0.470	8:13:39.513	13	37.011	36.037	23.688	1:36.736	+0.199	8:10:22.309
14	36.965	35.718	23.515	1:36.198	+0.097	8:15:15.711	14	37.306	36.010	23.524	1:36.840	+0.303	8:11:59.149
15	36.910	35.680	23.511	1:36.101		8:16:51.812	15	37.422	35.853	23.636	1:36.911	+0.374	8:13:36.060
p16	40.596	39.546		2:05.695	+29.594	8:18:57.507	16	37.028	35.879	23.717	1:36.624	+0.087	8:15:12.684
(0) LELO HAHN													
1	40.692	38.033	24.137	1:42.862	+6.405	7:40:17.877	17	36.888	35.974	23.675	1:36.537		8:16:49.221
							p18	39.885	42.730		2:09.884	+33.347	8:18:59.105
(55) MURILO ROCHA													
1	40.434	38.431	24.427	1:43.292	+6.653	7:39:40.419	1	40.434	38.431	24.427	1:43.292	+6.653	7:39:40.419
2	39.609	36.990	24.159	1:40.758	+4.119	7:41:21.177	2	39.609	36.990	24.159	1:40.758	+4.119	7:41:21.177
3	38.203	36.479	23.926	1:38.608	+1.969	7:42:59.785	3	38.203	36.479	23.926	1:38.608	+1.969	7:42:59.785
p4	42.778	40.671		2:01.951	+25.312	7:45:01.736	4	42.778	40.671		2:01.951	+25.312	7:45:01.736
5		39.023	24.058	5:49.216	+4:12.577	7:50:50.952	5		39.023	24.058	5:49.216	+4:12.577	7:50:50.952
6	38.070	36.707	23.729	1:38.506	+1.867	7:52:29.458	6	38.070	36.707	23.729	1:38.506	+1.867	7:52:29.458
7	37.496	36.211	23.606	1:37.313	+0.674	7:54:06.771	7	37.496	36.211	23.606	1:37.313	+0.674	7:54:06.771
8	37.433	36.192	23.756	1:37.381	+0.742	7:55:44.152	8	37.433	36.192	23.756	1:37.381	+0.742	7:55:44.152
9	39.026	38.910	23.769	1:41.705	+5.066	7:57:25.857	9	39.026	38.910	23.769	1:41.705	+5.066	7:57:25.857
10	37.402	36.025	23.679	1:37.106	+0.467	7:59:02.963	10	37.402	36.025	23.679	1:37.106	+0.467	7:59:02.963

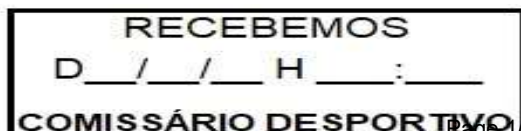
Cronometragem

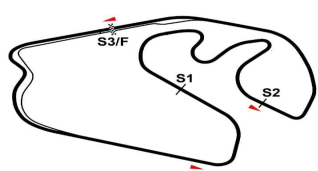
Diretor de Provas

Comissários

Orbits

Resultado sujeito a verificações técnicas e/ou desportiva





COMISSARIO DESPORTIVO
 DOC N^o _____
 FL: _____ / _____

5a ETAPA PAULISTA DE AUTOMOBILISMO 2025

SUPER FORMULA

Autódromo de Interlagos 4,309 km

1o TREINO

24/07/2025 07:30

Practice started at 7:36:14

Lap	S1	S2	S3	Lap Tm	Diff	Time of Day
p11	37.239	35.976		1:54.929	+18.290	8:00:57.892
12		39.177	23.980	6:07.008	+4:30.369	8:07:04.900
13	38.227	36.330	23.705	1:38.262	+1.623	8:08:43.162
14	37.319	36.062	23.745	1:37.126	+0.487	8:10:20.288
15	37.234	35.808	23.695	1:36.737	+0.098	8:11:57.025
16	37.169	35.864	23.606	1:36.639		8:13:33.664
17	37.137	35.804	23.891	1:36.832	+0.193	8:15:10.496
18	37.247	35.873	23.790	1:36.910	+0.271	8:16:47.406
p19	39.960	42.051		2:05.910	+29.271	8:18:53.316
(11) EMILIO PADRON						
1	39.628	37.467	23.461	1:40.556	+3.631	7:39:50.368
2	39.132	37.117	22.949	1:39.198	+2.273	7:41:29.566
p3	37.588	36.240		1:50.932	+14.007	7:43:20.498
4	38.520	38.520	23.706	12:43.665	+11:06.740	7:56:04.163
5	37.841	36.141	22.943	1:36.925		7:57:41.088
p6	42.736	39.688		1:51.011	+14.086	7:59:32.099
7		38.026	23.126	9:21.603	+7:44.678	8:08:53.702
p8	37.997	44.845		1:55.885	+18.960	8:10:49.587
(33) CHRISTIAN HELOU						
1	41.137	38.254	24.606	1:43.997	+7.021	7:41:04.993
2	38.955	38.526	24.571	1:42.052	+5.076	7:42:47.045
p3	38.485	42.261		2:03.947	+26.971	7:44:50.992
4		38.511	24.205	5:54.271	+4:17.295	7:50:45.263
5	38.834	36.868	24.104	1:39.806	+2.830	7:52:25.069
6	37.879	36.645	23.915	1:38.439	+1.463	7:54:03.508
7	37.543	36.419	23.911	1:37.873	+0.897	7:55:41.381
8	38.288	36.248	23.868	1:38.404	+1.428	7:57:19.785
9	37.345	36.167	23.862	1:37.374	+0.398	7:58:57.159
p10	37.445	37.656		1:53.133	+16.157	8:00:50.292
11		36.628	23.768	6:15.937	+4:38.961	8:07:06.229
12	37.764	36.467	23.811	1:38.042	+1.066	8:08:44.271
13	37.434	36.194	23.818	1:37.446	+0.470	8:10:21.717
14	37.333	36.041	23.758	1:37.132	+0.156	8:11:58.849
15	43.082	38.379	23.768	1:45.229	+8.253	8:13:44.078
16	37.163	36.199	23.740	1:37.102	+0.126	8:15:21.180
17	37.127	36.075	23.774	1:36.976		8:16:58.156
p18	39.474	38.805		2:04.076	+27.100	8:19:02.232
(94) GUSTAVO KYRICA						
1		44.789	27.314	6:53.471	+5:16.306	8:00:03.725
p2	1:00.720	48.333		2:35.133	+57.968	8:02:38.858
3		39.468	24.307	4:52.844	+3:15.679	8:07:31.702
4	39.632	37.537	23.521	1:40.690	+3.525	8:09:12.392
5	38.088	37.230	23.342	1:38.660	+1.495	8:10:51.052
6	37.997	36.242	22.926	1:37.165		8:12:28.217
p7	37.174	43.233		1:55.893	+18.728	8:14:24.110
(310) RENZO BARBUY						
1	42.032	38.835	24.744	1:45.611	+8.231	7:42:05.526
p2	39.920	37.702		2:04.382	+27.002	7:44:09.908
3		39.745	24.256	6:36.342	+4:58.962	7:50:46.250
4	39.005	37.302	24.032	1:40.339	+2.959	7:52:26.589
5	38.235	36.992	23.888	1:39.115	+1.735	7:54:05.704
6	38.101	37.923	23.709	1:39.733	+2.353	7:55:45.437
7	58.273	36.871	23.857	1:59.001	+21.621	7:57:44.438
8	38.523	36.449	24.127	1:39.099	+1.719	7:59:23.537
p9	38.189	36.469		1:54.668	+17.288	8:01:18.205
10		37.745	24.246	5:54.031	+4:16.651	8:07:12.236
11	38.705	37.163	23.969	1:39.837	+2.457	8:08:52.073
12	38.182	37.071	23.922	1:39.175	+1.795	8:10:31.248
13	38.111	36.573	23.830	1:38.514	+1.134	8:12:09.762
14	38.024	36.120	23.797	1:37.941	+0.561	8:13:47.703
15	37.539	36.123	23.718	1:37.380		8:15:25.083
16	37.500	36.271	23.795	1:37.566	+0.186	8:17:02.649

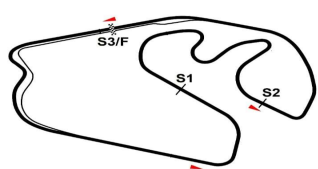
Lap	S1	S2	S3	Lap Tm	Diff	Time of Day
p17	37.577	36.839		2:01.330	+23.950	8:19:03.979
(15) ALEXANDRE LOUZA						
1		39.570	24.869	3:26.991	+1:48.413	7:54:47.933
2	40.838	38.620	24.579	1:44.037	+5.459	7:56:31.970
3	39.643	38.063	24.232	1:41.938	+3.360	7:58:13.908
4	39.377	37.574	24.326	1:41.277	+2.699	7:59:55.185
p5	46.412	41.600		2:03.715	+25.137	8:01:58.900
6		37.913	24.282	5:11.196	+3:32.618	8:07:10.096
7	39.567	37.677	24.038	1:41.282	+2.704	8:08:51.378
8	38.163	37.240	24.035	1:39.438	+0.860	8:10:30.816
9	38.021	37.486	23.877	1:39.384	+0.806	8:12:10.200
10	38.279	36.954	23.759	1:38.992	+0.414	8:13:49.192
11	37.831	36.855	23.952	1:38.638	+0.060	8:15:27.830
12	37.782	36.811	23.985	1:38.578		8:17:06.408
p13	38.961	37.343		2:00.181	+21.603	8:19:06.589
(77) R. ROCHA						
1		43.216	26.297	3:23.321	+1:44.428	7:42:20.924
p2	42.387	46.019		2:08.291	+29.398	7:44:29.215
3		43.240	25.094	6:53.579	+5:14.686	7:51:22.794
4	40.614	38.973	24.750	1:44.337	+5.444	7:53:07.131
5	40.174	38.570	24.643	1:43.387	+4.494	7:54:50.518
6	39.570	37.943	24.355	1:41.868	+2.975	7:56:32.386
7	39.610	38.119	24.218	1:41.947	+3.054	7:58:14.333
p8	58.639	38.360		2:14.880	+35.987	8:00:29.213
9		38.443	24.415	6:55.332	+5:16.439	8:07:24.545
10	39.151	37.591	24.270	1:41.012	+2.119	8:09:05.557
11	38.932	37.176	24.059	1:40.167	+1.274	8:10:45.724
12	38.590	37.061	23.971	1:39.622	+0.729	8:12:25.346
13	38.224	36.956	24.114	1:39.294	+0.401	8:14:04.640
14	38.062	36.834	23.997	1:38.993		8:15:43.533
15	38.064	37.102	24.154	1:39.320	+0.427	8:17:22.853
p16	38.385	36.952		1:56.537	+17.644	8:19:19.390
(10) GABRIEL FERREIRA						
1	44.061	43.325	25.695	1:53.081	+12.646	7:40:11.439
2	40.901	40.265	25.521	1:46.687	+6.252	7:41:58.126
p3	39.591	39.238		2:01.230	+20.795	7:43:59.356
4		47.219	27.247	9:36.013	+7:55.578	7:53:35.369
5	42.404	40.631	25.024	1:48.059	+7.624	7:55:23.428
6	40.111	39.079	24.693	1:43.883	+3.448	7:57:07.311
7	40.598	38.105	24.415	1:43.118	+2.683	7:58:50.429
8	39.308	37.455	24.213	1:40.976	+0.541	8:00:31.405
p9	48.979	42.447		2:13.248	+32.813	8:02:44.653
10		39.367	24.983	6:55.591	+5:15.156	8:09:40.244
11	39.289	37.449	24.216	1:40.954	+0.519	8:11:21.198
12	38.940	38.410	24.249	1:41.599	+1.164	8:13:02.797
13	39.851	43.276	24.502	1:47.629	+7.194	8:14:50.426
14	39.063	37.205	24.167	1:40.435		8:16:30.861
p15	39.276	39.567		1:53.790	+13.355	8:18:24.651
(45) JOAO SANZOVO						
p1		44.219		4:26.841	+2:46.316	7:43:51.885
2		42.765	25.477	8:12.623	+6:32.098	7:52:04.508
3	44.324	40.792	24.849	1:49.965	+9.440	7:53:54.473
4	41.020	39.808	24.714	1:45.542	+5.017	7:55:40.015
5	41.261	42.134	24.401	1:47.796	+7.271	7:57:27.811
6	40.555	38.387	24.468	1:43.410	+2.885	7:59:11.221
p7	39.788	39.026		2:01.599	+21.074	8:01:12.820
8		40.389	24.658	6:26.902	+4:46.377	8:07:39.722
p9	40.154	38.651		1:53.178	+12.653	8:09:32.900
10		39.273	24.428	3:02.694	+1:22.169	8:12:35.594
11	39.421	37.890	24.171	1:41.482	+0.957	8:14:17.076
12	38.892	37.809	24.302	1:41.003	+0.478	8:15:58.079
13	38.737	37.642	24.146	1:40.525		8:17:38.604

Cronometragem Diretor de Provas Comissários Orbits

Resultado sujeito a verificações técnicas e/ou desportiva



RECEBEMOS
 D ___ / ___ / H ___ : ___
 COMISSARIO DESPORTIVO



COMISSARIO DESPORTIVO
 DOC N° _____
 FL: _____ / _____

5ª ETAPA PAULISTA DE AUTOMOBILISMO 2025

SUPER FORMULA

Autódromo de Interlagos 4,309 km

1o TREINO

24/07/2025 07:30

Practice started at 7:36:14

Lap	S1	S2	S3	Lap Tm	Diff	Time of Day
p14	40.468	40.354		2:01.119	+20.594	8:19:39.723

(1) EDNIL

Lap	S1	S2	S3	Lap Tm	Diff	Time of Day
1	46.656	44.487	27.098	1:58.241	+15.783	7:40:57.988
2	43.789	43.191	25.668	1:52.648	+10.190	7:42:50.636
p3	45.525	46.392		2:16.858	+34.400	7:45:07.494
4		41.039	25.439	6:20.777	+4:38.319	7:51:28.271
5	41.139	40.290	25.269	1:46.698	+4.240	7:53:14.969
6	41.309	40.362	25.024	1:46.695	+4.237	7:55:01.664
7	41.158	39.771	25.090	1:46.019	+3.561	7:56:47.683
8	40.380	39.582	24.603	1:44.565	+2.107	7:58:32.248
p9	41.199	38.924		1:59.343	+16.885	8:00:31.591
10		40.867	25.035	7:19.417	+5:36.959	8:07:51.008
p11	40.926	40.285		1:55.649	+13.191	8:09:46.657
12		38.960	24.466	3:15.548	+1:33.090	8:13:02.205
13	39.834	38.343	24.281	1:42.458		8:14:44.663
14	39.758	38.817	24.382	1:42.957	+0.499	8:16:27.620
15	39.903	38.459	24.766	1:43.128	+0.670	8:18:10.748
p16	42.030	39.751		1:56.243	+13.785	8:20:06.991

(17) CLAUDIO KYRICA

Lap	S1	S2	S3	Lap Tm	Diff	Time of Day
p1	44.599	41.851		2:06.113	+22.735	7:53:45.986
2		40.719	25.623	4:55.119	+3:11.741	7:58:41.105
p3	41.090	40.209		2:01.387	+18.009	8:00:42.492
4		39.579	24.652	7:34.546	+5:51.168	8:08:17.038
5	39.606	39.362	24.410	1:43.378		8:10:00.416
p6	39.287	40.951		1:54.650	+11.272	8:11:55.066

(87) NELSON MONTEIRO

Lap	S1	S2	S3	Lap Tm	Diff	Time of Day
1	44.096	1:05.559	27.166	2:16.821	+31.103	7:54:29.063
2	43.122	41.766	25.025	1:49.913	+4.195	7:56:18.976
3	41.307	40.042	24.369	1:45.718		7:58:04.694
p4				7:14.251	+5:28.533	8:05:18.945

(31) JOSE CORDOBA

Lap	S1	S2	S3	Lap Tm	Diff	Time of Day
p1	43.142	41.058		1:59.900		8:01:25.093
2		40.521	25.309	6:47.634	+4:47.734	8:08:12.727
p3	40.938	50.353		2:07.629	+7.729	8:10:20.356

(150) RAFAEL

Lap	S1	S2	S3	Lap Tm	Diff	Time of Day
p1				7:34.829		7:48:49.202

Cronometragem Diretor de Provas Comissários

Orbits

Resultado sujeito a verificações técnicas e/ou desportiva



RECEBEMOS
 D ___ / ___ / ___ H ___ : ___
 COMISSÁRIO DESPORTIVO